

STRATEGY DESCRIPTION

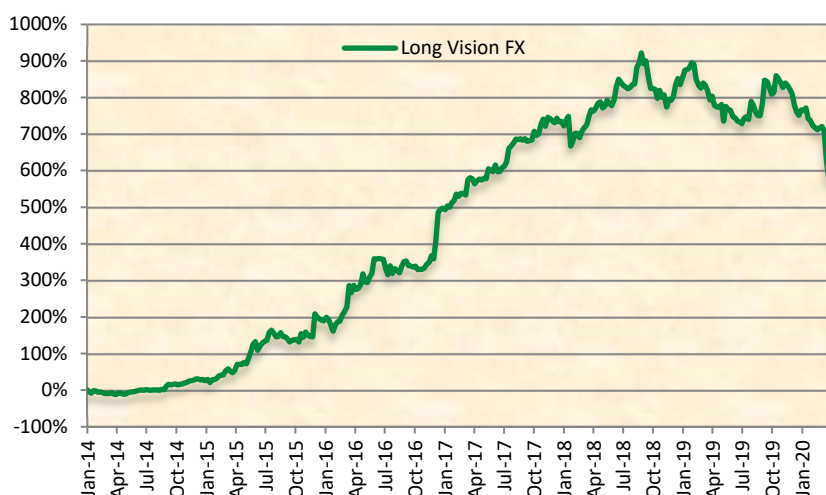
Long Vision FX is a portfolio based on a set of several strategies with different currencies that has the aim of capital growth in mid-to long-term. Using strict parameters and a wide diversification of currencies and trading style, Long Vision FX gets a good drawdown control without sacrificing profits.

Long Vision FX usually has a positive performance in markets with strong trends. In fact, the best results come in periods of high volatility. The broad diversity of strategies and currencies can also take advantage of ranging markets.

Other features:

- No exotic currencies trading
- No martingale strategies
- All trades have Stop Loss

PERFORMANCE



PORTFOLIO INFORMATION

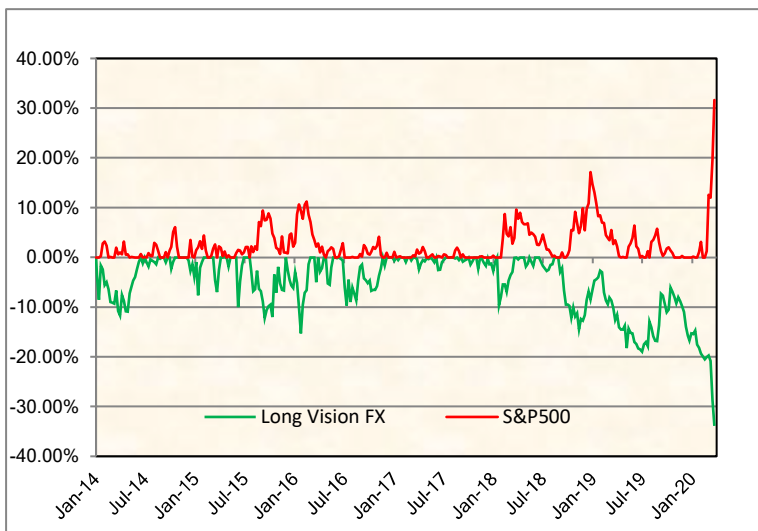
Inception	January 2014
Broker	Darwinex
Regulation	FCA
Leverage	Average 1:10 (Max used 1:20)
Manager	Feycox Development S.L.
DD Max	23%
Market	Forex
Asset	EURUSD,GBPUSD,USDJPY,AUDUSD,USDCHF, EURJPY,EURGBP,USDCAD,GBPCHF,GBPJPY, EURCAD,EURAUD,NZDUSD,AUDJPY,CADJPY
Base Currency	EUR

MONTHLY PERFORMANCE (*)

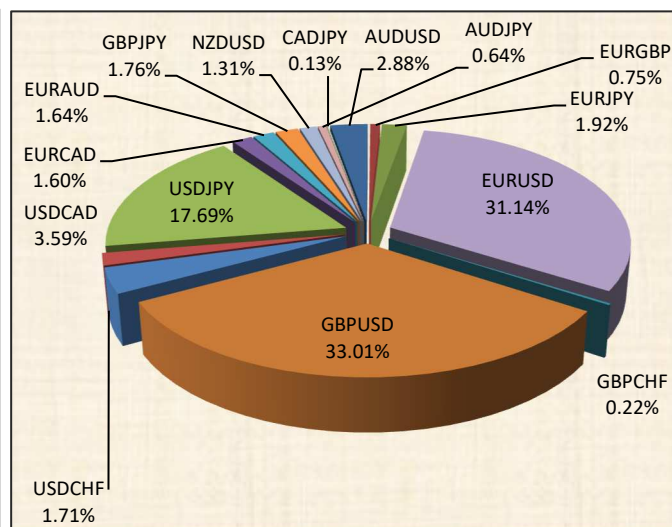
YEAR	JAN	FEB	MAR	APR	MAY	JUN	JUL	AUG	SEP	OCT	NOV	DEC	RETURN
2014	-2.41%	-6.78%	-2.93%	1.21%	7.43%	3.49%	1.27%	1.36%	16.65%	0.59%	6.89%	-1.15%	29.58%
2015	2.48%	9.43%	10.94%	10.05%	30.47%	3.31%	9.95%	-4.92%	-1.72%	2.48%	0.64%	17.59%	129.95%
2016	-9.73%	18.88%	23.81%	8.54%	1.05%	8.84%	-7.91%	5.17%	-1.95%	-1.28%	8.03%	26.47	102.97%
2017	0.89%	5.28%	6.89%	-0.50%	3.65%	1.33%	9.65%	2.50%	-1.63%	5.40%	1.09%	-0.11	39.64%
2018	-8.58%	5.46%	7.65%	2.69%	-1.27%	7.21%	-2.08%	10.84%	-8.71%	-2.34%	-2.11%	4.37%	11.53%
2019	6.59%	-7.28%	-2.99%	-1.84%	-1.23%	-3.96%	2.36%	-0.11%	9.10%	1.13%	-1.74%	-6.12%	-7.10%
2020	-2.36%	-2.31%	-16.85%										-20.69%

* Since January 2020 we are using as main broker Darwinex (underlying account of LVS darwin). Results before 2020 are based on real account in Activtrades UK

DRAWDOWN



ASSET ALLOCATION



AVG. ASSET LENGTH

Asset	Trades	Length (dd:hh:mm)
AUDUSD	921	01:16:24
EURGBP	287	00:21:40
EURJPY	749	03:12:30
EURUSD	13016	00:18:58
GBPCHF	100	00:05:57
GBPUSD	14648	00:16:24
USDCAD	1237	03:19:01
USDCHF	487	00:05:26
USDJPY	6971	00:22:04
EURCAD	753	07:20:47
EURAUD	601	05:09:18
GBPJPY	1041	04:04:38
NZDUSD	494	06:15:52
AUDJPY	212	03:23:35
CADJPY	85	07:01:49

STATISTICS

Performance Since Inception	589.11%
Monthly Performance	2.91%
Drawdown	18.07%
Best Month (%)	30.47%
Worst Month (%)	-16.85%
Profit Factor	1.10
Trades	40946
Won Trade (%)	64%
Average Win (pips)	30.73
Average Loss (pips)	-36.05
Average Monthly Trades	555
Average Trade Length (HH:mm)	7:17

CUMULATIVE PERFORMANCE

	YTD	1m	3m	6m	1Y	2Y
Long Vision FX	-20.69%	-16.85%	-20.69%	-26.04%	-23.17%	-20.84%
S&P 500	-19.60%	-12.35%	-19.60%	-12.31%	-6.98%	1.86%