

STRATEGY DESCRIPTION

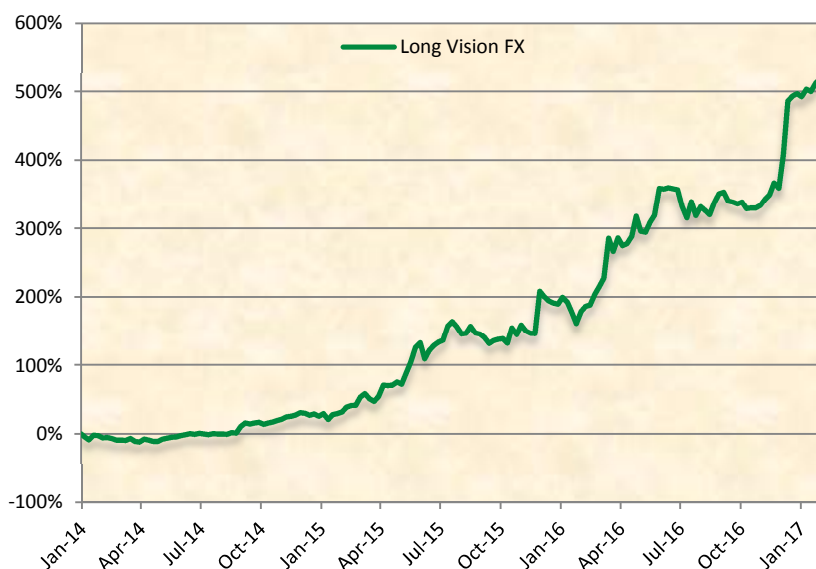
Long Vision FX is a portfolio based on a set of several strategies with different currencies that has the aim of capital growth in mid-to long-term. Using strict parameters and a wide diversification of currencies and trading style, Long Vision FX gets a good drawdown control without sacrificing profits.

Long Vision FX usually has a positive performance in markets with strong trends. In fact, the best results come in periods of high volatility. The broad diversity of strategies and currencies can also take advantage of ranging markets.

Other features:

- No exotic currencies trading
- No martingale strategies
- All trades have Stop Loss

PERFORMANCE



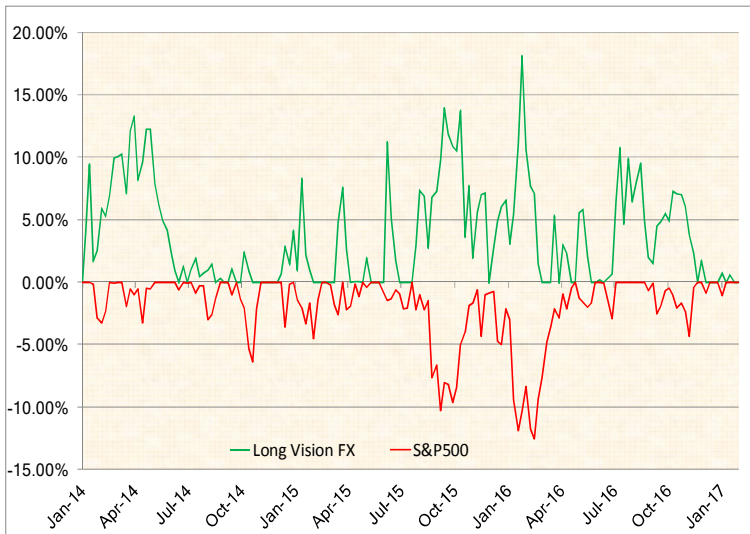
PORTFOLIO INFORMATION

Inception	January 2014
Broker	Activtrades UK
Regulation	FCA
Leverage	1:100 (Max used 1:20)
Manager	Feycox Development S.L.
DD Max	20%
Market	Forex
Asset	EURUSD, GBPUSD, USDJPY, AUDUSD, USDCHF, EURJPY, EURGBP, USDCAD, GBPCHF
Performance Fee	30%
Base Currency	EUR

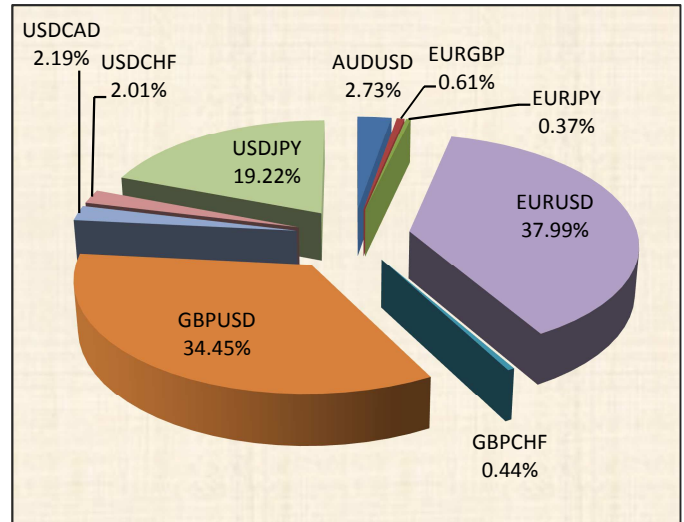
MONTHLY PERFORMANCE

YEAR	JAN	FEB	MAR	APR	MAY	JUN	JUL	AUG	SEP	OCT	NOV	DEC	RETURN
2014	-2.41%	-6.78%	-2.93%	1.21%	7.43%	3.49%	1.27%	1.36%	16.65%	0.59%	6.89%	-1.15%	29.58%
2015	2.48%	9.43%	10.94%	10.05%	30.47%	3.31%	9.95%	-4.92%	-1.72%	2.48%	0.64%	17.59%	129.95%
2016	-9.73%	18.88%	23.81%	8.54%	1.05%	8.84%	-7.91%	5.17%	-1.95%	-1.28%	8.03%	26.47%	102.97%
2017	0.89%												0.89%

DRAWDOWN



ASSET ALLOCATION



AVG. ASSET LENGHT

<u>Asset</u>	<u>Trades</u>	<u>Lenght (HH:mm)</u>
AUDUSD	389	06:43
EURGBP	145	05:35
EURJPY	63	08:34
EURUSD	8923	09:40
GBPCHF	99	06:58
GBPUSD	7428	08:30
USDCAD	340	05:30
USDCHF	298	04:41
USDJPY	3550	07:24

STATISTICS

Performance Since Inception	505.21%
Monthly Performance	5.38%
Drawdown	18.07%
Best Month (%)	30.47%
Worst Month (%)	-9.73%
Profit Factor	1.22
Trades	20883
Won Trade (%)	63%
Average Win (pips)	23.90
Average Loss (pips)	-24.94
Average Monthly Trades	575
Average Trade Length (HH:mm)	8:39

CUMULATIVE PERFORMANCE

	YTD	1m	3m	6m	1Y	2Y
Long Vision FX	0.89%	0.89%	39.88%	42.39%	130.35%	366.59%
S&P 500	1.90%	1.90%	7.76%	5.96%	20.04%	19.24%